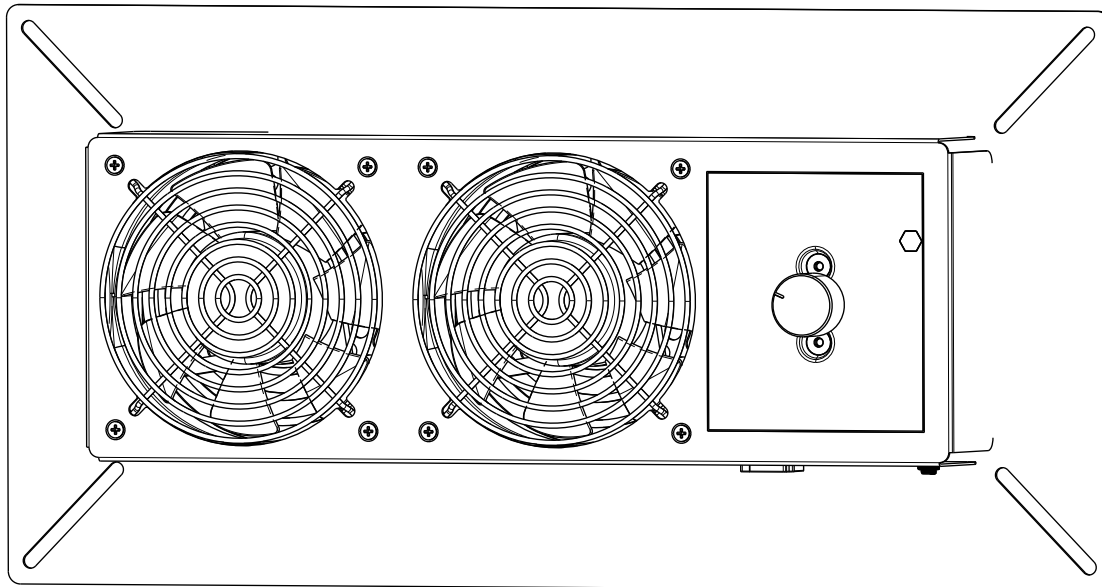


User's Manual



**BEFORE INSTALLING THE PRODUCT, ENSURE THAT YOU GO THROUGH THIS DESCRIPTION.
INSTRUCTIONS TO THIS EQUIPMENT MUST BE ADHERED TO. FAILURE TO DO SO CAN CAUSE HARM.**

NeatyFresh Max

Abestorm Solutions INC.

Add: 8605 SANTA MONICA BLVD#79525
WEST HOLLYWOOD, California, 90069 USA

E-mail: sales@abestorm.com

Note: as we keep upgrading our product, we reserve the right to modify the product without notice in advance.

DESCRIPTION

Abestorm Crawl Space NeatyFresh Max allows for the free circulation of air in the porch and under the house. High moisture levels in the crawl spaces can lead to the decay and rot of wooden pillars that support the house, floor, joists, and beam pillars. Also, high humidity causes an increase in termite activity and growth of fungi. Rust, which causes corrosion and leaks in metallic pipes, is also factored by the level of moisture in your crawl space. With our ventilation fan, radon gas from treated wood is expelled away. This gas, together with other odors, can easily spread into the living room and cause discomfort. The NeatyFresh Max fan uses a humidity switch to control the fan to commence operation. The fan starts operating when the recorded humidity surpasses the selected value.

Note: To eliminate chances of having the fan disabled when outdoor temperatures fall below 35 degrees Fahrenheit, the crawl space ventilations feature pre-installed, and factory-installed thermostats. The fan will resume normal operations whenever the outdoor temperatures rise above 50 degrees Fahrenheit.

Parameter

Air flow: 220CFM

Power: 120V~50/60Hz

Max Current: 0.60A

Thermostat: On at 50°F; OFF at 35°F

Size: 18" x 9" x 2"

You can trim the minimum mounting plate to:
14" x6"

Dehumidification state:

Humidity range 20% to 80%

GENERAL INFORMATION

Before leaving the factory, each of the short building fans must go through a scrupulous electrical factory test to ensure that they are free from any malfunction. After making a purchase, thoroughly inspect the product for any damage once you open the carton. If you notice any damage in a newly purchased product, notify your dealer and the shipping company immediately. After that, place a complaint to claim for a new product or a refund.

SETUP

Only qualified technicians can install all Crawl Space ventilations by Abestorm. Ensure that you adhere to the specifications and the local codes that governs your area before installation. In the absence of local codes, follow the up-to-date versions of the international electrical code and international residential codes. Incorrect installation or failure to conform to the instructions may expose you to harm or even lead to electric shock, fire, or personal injury. Following the manufacturer's instructions to the latter will reduce the risk posed by electrical equipment. For more information on the product or queries concerning the appliance, reach the manufacturer (company name). Before installing or performing maintenance to the appliance. Also, ensure that it is unplugged from the power supply.

TOOLS REQUIRED

1. 5/16-inch flat head or nut roller screwdriver.
2. Make use of a 5/16-inch masonry drill if mounting the unit on a foundation block or brick.
3. Grounding repository within a distance of 6 feet from the ventilations.

INSTALLATION

Location:

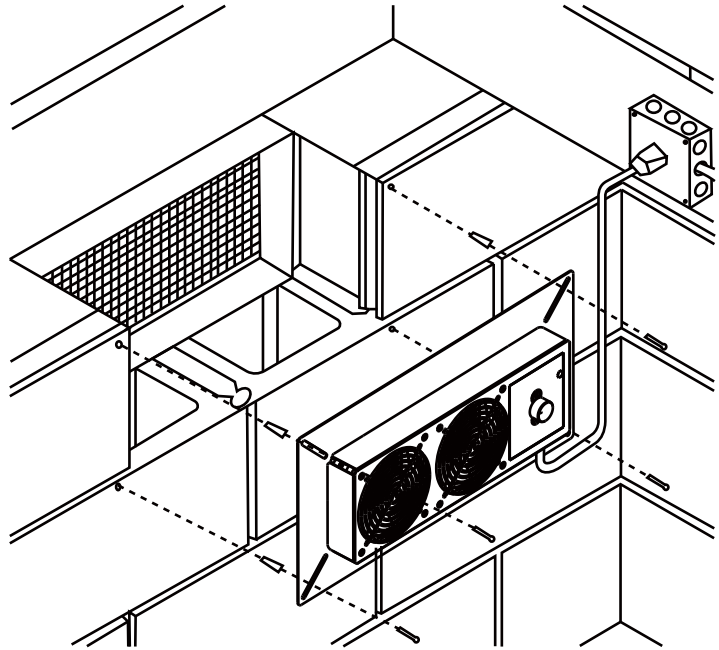
If the low-rise fan NeatyFresh Max are installed in the crawl space at the back of an existing foundation ventilation opening, it should be at a distance of not more than three feet from each corner.

Note:

Install the fan in the climbing space. See to it that the motor and electrical control box face the climbing space.

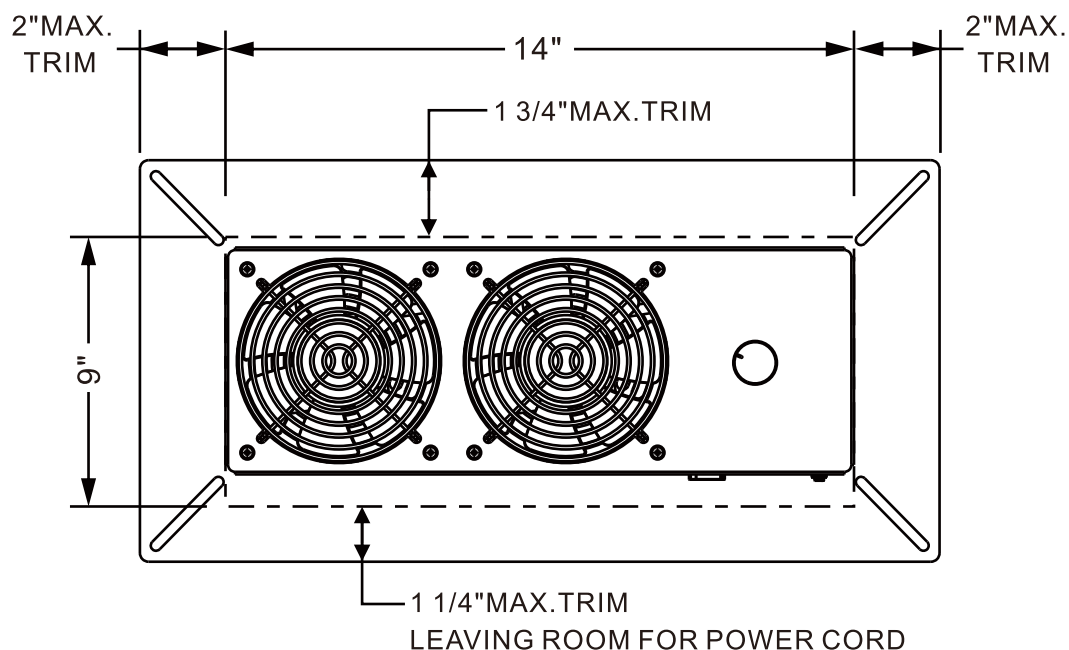
1. Get rid of the coverings or existing doors on the building's ventilation holes.
2. The low-rise fan should be placed above the building's vent.
3. If you mount the unit on a brick or foundation block, mark the aligning on the corners of the metallic panel. Drill a 5/16-inch hole to attach the wall anchor in the vent's opening. Finally, use four screws to fix the climbing NeatyFresh Max onto the wall.

the mesh or rim on the crawl space vent. Use nuts and screw washers to mount the crawl space NeatyFresh on all corners of the metal panel.

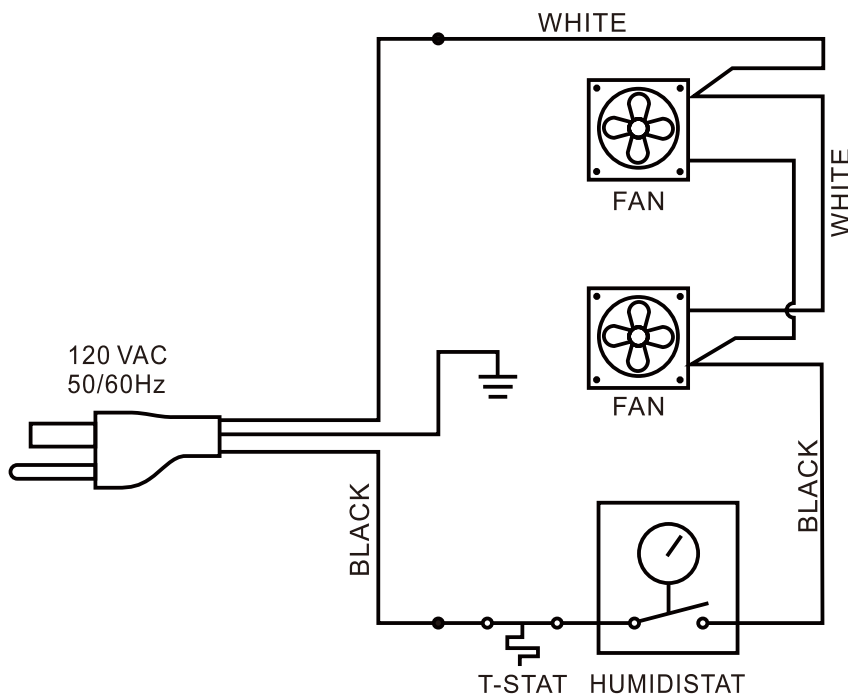


MOUNTING PLATE TRIM DIMENSIONS

If adjustments are to be done on the mounting plate to create room for important openings, follow the outlined trimming procedure. To avoid damaging the power cord, take precaution when trimming the mounting plate.



WIRING DIAGRAM



APPROPRIATE FOR TEMPERATURE RANGE

An Antifreeze thermostat

Note: Some models of the **Abestorm** low-rise fans have in-built wired thermostat, which inhibits operation of the fan when the outdoor temperatures fall below 35 degrees Fahrenheit. Optimal operations will commence once the temperature rises to about 50 degrees Fahrenheit.

Note: Some dehumidistat models cannot operate whenever the freezing protection senses that the outdoor temperatures are very low.

Note: If the unit has an antifreeze thermostat, dehumidification will not take place unless the outdoor temperature is recorded.

WARRANTY SERVICE PLAN

The warranty is a guarantee for you. Products from **Abestorm** are sold within 1 year from the manufacturing date. The products are free of manufacturing defects, both in the process and material. If any fault is found in the product, both in material and process, **Abestorm** will take full liabilities to solve the problems as per the warranty terms. Whenever the appliance is unavailable, the service plan will take effect from the day the purchase was made. The service plan can only be effected within 1 year after the date of purchase after which, it will be rendered null and void. If the defect occurs during this period, **Abestorm** will replace it with a new product or give a refund of the same.

The service plan cannot cover damage due to misuse and abuse of the product. Nor does it cover damage from water, physical damage, incorrect voltage input, and other reasons caused by the use of the appliance other than the intended purpose. Collateral damage and indirect losses liable for normal wear damage such as scratches are not guaranteed herein.

For queries on information about our distributors and re-sellers, reach our customer service provider at sales@abestorm.com or call us at working hours (8:00 AM to 5:00 PM CPST), Monday to Friday.

IMPORTANT NOTICE: Keep the item's packaging in case warranty service is required.